





Unit Plan: What's special about this time of year? (9 weeks)

Rationale

- Autumn provides an excellent opportunity to learn about the changing seasons in science and to explore this first hand using the school grounds, the David Attenborough Arboretum and using working specifically skills of observation. This unit builds on their prior knowledge in EYFS of senses and understanding the world.
- Autumn also provides the opportunity to explore celebrations such as Diwali, Remembrance Day and Christmas, allowing pupils to make connections with their own religious and non-religious celebrations and show acceptance of differences.
- Within this unit, pupils have a focus on Hinduism in RE, visiting a Mandir as part of their learning and building on their previous RE unit about their own beliefs.
- The unit is brought to life through art projects where pupils build on their knowledge of colour and space from EYFS and their first D and T project where they will learn to work to a design brief for the first time.

Core Texts	Key Figures		Enrichment	
	 Georgia O'Keefe	 Van Gogh  Rama and Sita	<ul style="list-style-type: none"> • David Attenborough Arboretum • Mandir • Puppet show • Pantomime <p style="text-align: center;">Written outcomes</p> <ul style="list-style-type: none"> • Recount of David Attenborough Arboretum • Write a thank you letter to the Mandir. 	
Science unit	RE units	Oracy	Cross curricular Links	
<ul style="list-style-type: none"> • Seasonal changes 	<ul style="list-style-type: none"> • What do Hindus believe? • Visiting a place of worship 	<ul style="list-style-type: none"> • Science observations • Artist study 	<ul style="list-style-type: none"> • History • RE 	<ul style="list-style-type: none"> • D and T • Art

Sequence of lessons - What's special about this time of year?

Lesson	Learning Challenge	Outcome	Adaptive teaching / CP	Flashbacks
1. Science/ Geography Week 1 23 rd	Can I use objects/ photos/ pictures of seasonal activities?	Carousel of activities of the different seasons - Do they know which season the table is from - Food? Jacket potatoes/ ice lollies etc. Tuff trays kept out of different seasons. Floor book Challenge: What is your favourite season? Why?	n/a	Sort things you can see and hear.
1. Science/ Geography X2	Can I identify the four seasons? Can I explain why we have four seasons?	Children pictures of the four seasons Think about what represents the four seasons and the order. Add features of the season. Seasons song LA - cut out words to match. E.g snow, sun, leaves fall off, blossom, lambs and chicks, Easter, Christmas, Diwali,	Make a season calendar Each table has a tree to fill in with different craft materials e.g Spring - pink tissue paper for blossom Leaves for Autumn - hole punch real leaves Winter - snowflake sequins. Summer- green crate paper	Sort thing you can taste and smell?
1. Science/ Geography Week 2 30 th	Can I observe changes across the 4 seasons?	Watch timelapse video of seasons Make a seasons wheel Challenge: Add the months	If group is needed at this point of the year, create a group topic book for those that are struggling to access the curriculum. Make a collective season wheel - talk about the months of the year. Order the months of the year.	What can you feel? Different textures.
Can I record daily weather on a class pictogram? Do this every day for November and then stick in floor book				
2. Trip	Can I experience the autumn season? TRIP	Trip to David Attenborough Arboretum Add pictures and what they enjoyed/ learned to floor book.	n/a	What are the 4 seasons?
3. English	Can I recount the trip?	Write a short recount of the trip. LA: Sentence stems to complete. First we I had for lunch My favourite part was....	Order picture and label.	Recount the trip

4. Science	Can I understand why we have day and night?	Science learning - we have day and night- what is the sun? Don't look at it. Sun the Earth and torch - act it out. Sorting day and night activities Bubble - Do you prefer the day or the night? Why?	Double page in group topic book Day/ Night Sort things and discuss. Scribe what children say about day and night.	What changes occur during the seasons?
5. R.E Week 3 6 th	Can I explain what a Hindu is? Can I identify objects/ religious symbols?	Introduction - Read 'All Kinds of Beliefs' book Look at artefacts Children to label artefacts	Supported. Show the group each artefacts. Practice the vocabulary. Describe what it looks like and feels like. Develop vocab about each artefact.	What faith do you follow? Discuss with partner
6. R.E	Can I explain what happens when Hindu people worship?	SACRE: Why is a home a special place? What makes my home special? Run through a Puja ceremony with the real artefacts - incense, diva, flowers, bell.	Discuss the process of Hindu worship, using artefacts and pictures to develop vocabulary. Stick in pictures and label the important part of Hindu worship. E.g Mandir, Shrine, diva, bell...	What is a Hindu? Explain
7. R.E	Can I describe what a Murti is and why Hindus have them?	- Look at Murtis Children to draw a Murti and write a sentence to describe what it is.	Show different murtis and talk about them. Can they draw a murti and say or write why Hindus have them?	Which symbols and objects represent Hinduism?
8. RE Week 4 13 th	Can I say what makes a place special?	SACRE: Why is a home a special place? What makes my home special?		What does the word special mean? Where is a special place.
9. RE Trip to Mandir	Can I explore what a Mandir is? Can I understand how Hindus worship?	Sacre document : what is a mandir? Take photos - put in floor book Ask pupils what they have learnt	Photos in floor book	n/a
10. English	Can I write a thank you letter to the Mandir?	Write a short thank you letter to the Mandir for the trip. LA: use sentence stems Dear....., Thank you for..... My favourite part was.... I learnt that....	Write a group letter.	What was the Mandir like?

11. RE	Can I explore the places people worship?	3 places of worship. Sentence stems, labels, captions, pictures, across a double page. Gurdwara, Church, Mosque. Match to the religion. Read books Watch videos	n/a	Places of worship - match name to place.
12. History Week 5 20 th	Can I talk about Remembrance Day and what it means?	Discuss what Remembrance Day is. Picture of Remembrance Day Focus on the poppy being symbol of remembrance. Learn the different colours. Art book. Remembrance Day What is remembrance day? What do the poppies mean? Match the colours to the meaning.	Match the colours to the meaning using pictures and captions.	What is a poppy?
13. Art	Can I mix colours to create the primary colours?	Explore colour mixing and create the secondary colours. Orange, purple and green. Make a wheel of 6 poppies. LA - name the colours and blob of colour MA- names of the colours HA - blank poppies	Explore colour mixing. Supported LA task.	What colour do you get when you mix blue and yellow, yellow and red, red and blue?
14. Art	Can I use paint to create a picture inspired by Georgia O'Keefe?	Make big painted poppies	Same outcome	Name the primary and secondary colours.
15. Art Week 6	Can I explain who Van Gogh is? (Study)	Make a mini fact file Choose favourite piece of art and explain why? Make scaffolds Pictures of him Pictures of his work - which do they like and why? How does this artwork make you feel?" and "What do you think the artist was trying to express?"	Group fact file DPS about Van Gogh.	What is an artist?
16. Art	Can I unpick a Starry Night?	Work on the skills using pastels and chalks to create the shapes and colours seen in his work.	Supported to pick out colours and shapes from a Starry Night.	Name 2d shapes. What shapes can you see in these paintings.

17. Art Week 7	Can I create my own version of the stary night?	Create own version using chalks and pastels onto black paper.	Supported	Van Gogh Mini quiz
18. D and T Week 8	Can I explore puppets? Can I practise my sewing skills?	Purpose: Can you design and make a Christmas themed hand puppet to use in a Christmas pantomime for Foundation Stage? Brief: Must be sewn together Must be a winter character Your hand must fit inside	Practise threading skills Funky fingers Threading needles Weaving skills Playing with puppets Puppet shows	Colour mixing
19. D and T	Can I design a Christmas puppet?	Look at materials and design which character they are going to make.	Supported	
20. D and T	Can I sew a Christmas puppet?	Use sewing skills to create puppet. Use puppets to tell a story to F2.	Supported	
Christmas week				